



Location: ACL1 - City Hall

Report on 24-hour TSP monitoring  
Action Level ( $\mu\text{g}/\text{m}^3$ ) - 163  
Limit Level ( $\mu\text{g}/\text{m}^3$ ) - 260

Date	Sampling Time	Weather Condition	Filter paper no.	Filter Weight, g		Elapse Time, hr		Sampling Time, hr	Flow Rate, $\text{m}^3/\text{min}$			Total Volume, $\text{m}^3$	TSP Level, $\mu\text{g}/\text{m}^3$
				Initial	Final	Initial	Final		Initial, $Q_{\text{si}}$	Final, $Q_{\text{sf}}$	Average		
02-Nov-13	08:00	Fine	005428	2.8221	2.9882	1639.10	1663.10	24.00	1.23	1.24	1.23	1778	93
08-Nov-13	08:00	Fine	007472	2.6390	2.8178	1666.10	1690.10	24.00	1.24	1.19	1.22	1752	102
14-Nov-13	08:00	Cloudy	006271	2.6356	2.7539	1693.10	1717.10	24.00	1.24	1.24	1.24	1784	66
20-Nov-13	08:00	Cloudy	005835	2.6554	2.8679	1720.12	1744.12	24.00	1.25	1.24	1.24	1793	119
26-Nov-13	08:00	Cloudy	006025	2.6388	2.8600	1747.12	1771.12	24.00	1.24	1.24	1.24	1792	123

Report on 1-hour TSP monitoring  
Action Level ( $\mu\text{g}/\text{m}^3$ ) - 460  
Limit Level ( $\mu\text{g}/\text{m}^3$ ) - 500

Date	Sampling Time	Weather Condition	Filter paper no.	Filter Weight, g		Elapse Time, hr		Sampling Time, hr	Flow Rate, $\text{m}^3/\text{min}$			Total Volume, $\text{m}^3$	TSP Level, $\mu\text{g}/\text{m}^3$
				Initial	Final	Initial	Final		Initial, $Q_{\text{si}}$	Final, $Q_{\text{sf}}$	Average		
04-Nov-13	08:15	Rainy	007467	2.6277	2.6321	1663.10	1664.10	1.00	1.28	1.24	1.26	76	58
04-Nov-13	09:20	Rainy	007468	2.6636	2.6672	1664.10	1665.10	1.00	1.20	1.20	1.20	72	50
04-Nov-13	10:25	Rainy	007470	2.6417	2.6458	1665.10	1666.10	1.00	1.24	1.24	1.24	74	55
09-Nov-13	08:53	Fine	005783	2.8527	2.8638	1690.10	1691.10	1.00	1.24	1.24	1.24	74	150
09-Nov-13	09:57	Fine	006272	2.6126	2.6234	1691.10	1692.10	1.00	1.19	1.19	1.19	72	151
09-Nov-13	11:00	Fine	005786	2.8702	2.8795	1692.10	1693.10	1.00	1.19	1.19	1.19	72	130
15-Nov-13	09:01	Fine	006227	2.6328	2.6358	1717.12	1718.12	1.00	1.24	1.24	1.24	74	40
15-Nov-13	10:08	Fine	006229	2.6490	2.6521	1718.12	1719.12	1.00	1.24	1.24	1.24	74	42
15-Nov-13	13:06	Fine	006228	2.6612	2.6644	1719.12	1720.12	1.00	1.28	1.28	1.28	77	42
21-Nov-13	08:56	Cloudy	006209	2.6683	2.6823	1744.12	1745.12	1.00	1.24	1.24	1.24	75	188
21-Nov-13	10:20	Cloudy	006023	2.6458	2.6618	1745.12	1746.12	1.00	1.24	1.24	1.24	75	214
21-Nov-13	13:00	Cloudy	006024	2.6396	2.6483	1746.12	1747.12	1.00	1.24	1.24	1.24	75	117
27-Nov-13	08:55	Cloudy	006028	2.6468	2.6561	1771.12	1772.12	1.00	1.24	1.24	1.24	75	125
27-Nov-13	09:57	Cloudy	007683	2.6570	2.6688	1772.12	1773.12	1.00	1.24	1.24	1.24	75	158
27-Nov-13	11:00	Cloudy	007682	2.6349	2.6435	1773.12	1774.12	1.00	1.24	1.24	1.24	75	115



Location: ACL2 - People's Liberation Army Hong Kong Building

Report on 24-hour TSP monitoring

Action Level ( $\mu\text{g}/\text{m}^3$ ) - 154

Limit Level ( $\mu\text{g}/\text{m}^3$ ) - 260

Date	Sampling Time	Weather Condition	Filter paper no.	Filter Weight, g		Elapse Time, hr		Sampling Time, hr	Flow Rate, $\text{m}^3/\text{min}$			Total Volume, $\text{m}^3$	TSP Level, $\mu\text{g}/\text{m}^3$
				Initial	Final	Initial	Final		Initial, $Q_{si}$	Final, $Q_{sf}$	Average		
02-Nov-13	08:00	Fine	005398	2.8353	2.9636	949.20	973.20	24.00	1.29	1.29	1.29	1852	69
08-Nov-13	08:00	Fine	007473	2.6555	2.8294	976.20	1000.20	24.00	1.29	1.29	1.29	1855	94

Report on 1-hour TSP monitoring

Action Level ( $\mu\text{g}/\text{m}^3$ ) - 432

Limit Level ( $\mu\text{g}/\text{m}^3$ ) - 500

Date	Sampling Time	Weather Condition	Filter paper no.	Filter Weight, g		Elapse Time, hr		Sampling Time, hr	Flow Rate, $\text{m}^3/\text{min}$			Total Volume, $\text{m}^3$	TSP Level, $\mu\text{g}/\text{m}^3$
				Initial	Final	Initial	Final		Initial, $Q_{si}$	Final, $Q_{sf}$	Average		
04-Nov-13	08:45	Rainy	005496	2.8371	2.8450	973.20	974.20	1.00	1.29	1.29	1.29	77	102
04-Nov-13	09:50	Rainy	007469	2.6332	2.6389	974.20	975.20	1.00	1.28	1.29	1.29	77	74
04-Nov-13	10:55	Rainy	007471	2.6536	2.6601	975.20	976.20	1.00	1.28	1.29	1.29	77	84
09-Nov-13	08:25	Fine	005492	2.8185	2.8288	1000.20	1001.20	1.00	1.29	1.29	1.29	77	133
09-Nov-13	09:30	Fine	006259	2.6359	2.6454	1001.20	1002.20	1.00	1.28	1.29	1.29	77	123
09-Nov-13	10:35	Fine	006262	2.6206	2.6281	1002.20	1003.20	1.00	1.28	1.29	1.29	77	97

Remark: Monitoring at ACL2 was suspended from 14th November 2013 due to safety considerations with respect to the large scale renovation undertaking at PLA Headquarter.



Location: ACL1 - City Hall

Report on 24-hour TSP monitoring  
Action Level ( $\mu\text{g}/\text{m}^3$ ) - 163  
Limit Level ( $\mu\text{g}/\text{m}^3$ ) - 260

Date	Sampling Time	Weather Condition	Filter paper no.	Filter Weight, g		Elapse Time, hr		Sampling Time, hr	Flow Rate, $\text{m}^3/\text{min}$			Total Volume, $\text{m}^3$	TSP Level, $\mu\text{g}/\text{m}^3$
				Initial	Final	Initial	Final		Initial, $Q_{si}$	Final, $Q_{sf}$	Average		
02-Dec-13	08:00	Fine	006431	2.7378	2.8401	1774.12	1798.12	24.00	1.21	1.20	1.21	1735	59
07-Dec-13	08:00	Fine	006406	2.7084	2.9170	1801.11	1825.11	24.00	1.22	1.22	1.22	1762	118
13-Dec-13	08:00	Cloudy	006486	2.7323	2.9774	1828.11	1852.11	24.00	1.25	1.25	1.25	1795	137
19-Dec-13	08:00	Cloudy	007618	2.6419	2.7306	1855.10	1879.10	24.00	1.29	1.29	1.29	1855	48
23-Dec-13	08:00	Cloudy	007543	2.6310	2.7558	1882.10	1906.10	24.00	1.28	1.28	1.28	1848	68
28-Dec-13	08:00	Fine	007784	2.6432	2.8824	1909.10	1933.10	24.00	1.30	1.30	1.30	1872	128

Report on 1-hour TSP monitoring  
Action Level ( $\mu\text{g}/\text{m}^3$ ) - 460  
Limit Level ( $\mu\text{g}/\text{m}^3$ ) - 500

Date	Sampling Time	Weather Condition	Filter paper no.	Filter Weight, g		Elapse Time, hr		Sampling Time, hr	Flow Rate, $\text{m}^3/\text{min}$			Total Volume, $\text{m}^3$	TSP Level, $\mu\text{g}/\text{m}^3$
				Initial	Final	Initial	Final		Initial, $Q_{si}$	Final, $Q_{sf}$	Average		
03-Dec-13	08:25	Fine	006411	2.7061	2.7203	1798.12	1799.12	1.00	1.25	1.25	1.25	75	190
03-Dec-13	09:40	Fine	006405	2.6849	2.6971	1799.12	1800.12	1.00	1.25	1.25	1.25	75	163
03-Dec-13	10:45	Fine	006427	2.7653	2.7751	1800.12	1801.12	1.00	1.25	1.25	1.25	75	131
09-Dec-13	08:25	Fine	006479	2.7602	2.7681	1825.11	1826.11	1.00	1.24	1.24	1.24	74	106
09-Dec-13	09:40	Fine	006482	2.7398	2.7473	1826.11	1827.11	1.00	1.24	1.24	1.24	74	101
09-Dec-13	10:50	Fine	006485	2.7156	2.7249	1827.11	1828.11	1.00	1.24	1.24	1.24	74	125
14-Dec-13	09:12	Rainy	006220	2.6591	2.6656	1852.11	1853.11	1.00	1.25	1.25	1.25	75	87
14-Dec-13	10:17	Rainy	007614	2.6322	2.6418	1853.11	1854.11	1.00	1.25	1.25	1.25	75	128
14-Dec-13	13:00	Rainy	007617	2.6347	2.6439	1854.11	1855.11	1.00	1.25	1.25	1.25	75	123
20-Dec-13	08:17	Cloudy	007648	2.6238	2.6269	1879.10	1880.10	1.00	1.29	1.29	1.29	77	40
20-Dec-13	09:25	Cloudy	007537	2.6369	2.6401	1880.10	1881.10	1.00	1.29	1.29	1.29	77	41
20-Dec-13	10:31	Cloudy	007540	2.6428	2.6465	1881.10	1882.10	1.00	1.29	1.29	1.29	77	48
24-Dec-13	08:17	Rainy	006380	2.6186	2.6300	1906.10	1907.10	1.00	1.28	1.28	1.28	77	148
24-Dec-13	09:25	Rainy	007790	2.6039	2.6111	1907.10	1908.10	1.00	1.28	1.28	1.28	77	94
24-Dec-13	10:31	Rainy	007789	2.6058	2.6126	1908.10	1909.10	1.00	1.28	1.28	1.28	77	88
30-Dec-13	08:46	Fine	007606	2.6703	2.6808	1933.10	1934.10	1.00	1.30	1.30	1.30	78	135
30-Dec-13	09:57	Fine	005938	2.6484	2.6688	1934.10	1935.10	1.00	1.30	1.30	1.30	78	262
30-Dec-13	11:00	Fine	006473	2.7307	2.7408	1935.10	1936.10	1.00	1.30	1.30	1.30	78	130



Location: ACL2a - Contractor HK/2012/08 Site office

Report on 24-hour TSP monitoring  
 Action Level ( $\mu\text{g}/\text{m}^3$ ) - 187.3  
 Limit Level ( $\mu\text{g}/\text{m}^3$ ) - 260

Date	Sampling Time	Weather Condition	Filter paper no.	Filter Weight, g		Elapse Time, hr		Sampling Time, hr	Flow Rate, $\text{m}^3/\text{min}$			Total Volume, $\text{m}^3$	TSP Level, $\mu\text{g}/\text{m}^3$
				Initial	Final	Initial	Final		Initial, $Q_{si}$	Final, $Q_{sf}$	Average		
07-Dec-13	08:00	Fine	006488	2.7457	2.9605	1075.74	1099.74	24.00	1.25	1.25	1.25	1802	119
13-Dec-13	08:00	Cloudy	005801	2.8452	3.1335	1102.73	1126.73	24.00	1.30	1.30	1.30	1871	154
19-Dec-13	08:00	Cloudy	007560	2.6718	2.7726	1129.74	1153.74	24.00	1.14	1.14	1.14	1642	61
23-Dec-13	08:00	Cloudy	06417	2.7552	2.9735	1156.74	1180.74	24.00	1.13	1.13	1.13	1631	134
28-Dec-13	08:00	Fine	006306	2.6188	2.8539	1183.75	1207.75	24.00	1.16	1.16	1.16	1667	141

Report on 1-hour TSP monitoring  
 Action Level ( $\mu\text{g}/\text{m}^3$ ) - 300.1  
 Limit Level ( $\mu\text{g}/\text{m}^3$ ) - 500

Date	Sampling Time	Weather Condition	Filter paper no.	Filter Weight, g		Elapse Time, hr		Sampling Time, hr	Flow Rate, $\text{m}^3/\text{min}$			Total Volume, $\text{m}^3$	TSP Level, $\mu\text{g}/\text{m}^3$
				Initial	Final	Initial	Final		Initial, $Q_{si}$	Final, $Q_{sf}$	Average		
09-Dec-13	08:27	Fine	005936	2.6407	2.6606	1099.74	1100.74	1.00	1.29	1.29	1.29	78	257
09-Dec-13	09:37	Fine	006213	2.6738	2.6903	1100.74	1101.74	1.00	1.29	1.29	1.29	78	213
09-Dec-13	13:00	Fine	006216	2.6691	2.6796	1101.74	1102.74	1.00	1.29	1.29	1.29	78	135
14-Dec-13	08:38	Rainy	007551	2.6376	2.6497	1126.73	1127.73	1.00	1.25	1.25	1.25	75	161
14-Dec-13	09:42	Rainy	007554	2.6498	2.6595	1127.73	1128.73	1.00	1.30	1.30	1.30	78	124
14-Dec-13	10:50	Rainy	007557	2.6526	2.6578	1128.73	1129.73	1.00	1.30	1.30	1.30	78	67
20-Dec-13	08:23	Cloudy	007563	2.6385	2.6395	1153.74	1154.74	1.00	1.08	1.08	1.08	65	15
20-Dec-13	09:34	Cloudy	007566	2.6705	2.6717	1154.74	1155.74	1.00	1.14	1.14	1.14	68	18
20-Dec-13	10:39	Cloudy	006420	2.7958	2.8028	1155.74	1156.74	1.00	1.14	1.14	1.14	68	102
24-Dec-13	08:30	Rainy	007664	2.6599	2.6682	1180.74	1181.74	1.00	1.13	1.13	1.13	68	122
24-Dec-13	09:35	Rainy	007658	2.6688	2.6765	1181.74	1182.74	1.00	1.13	1.13	1.13	68	113
24-Dec-13	10:40	Rainy	007656	2.6289	2.6361	1182.74	1183.74	1.00	1.13	1.13	1.13	68	106
30-Dec-13	10:18	Fine	006397	2.6829	2.7006	1207.75	1208.75	1.00	1.15	1.15	1.15	69	256
30-Dec-13	13:02	Fine	005979	2.6292	2.6489	1208.75	1209.75	1.00	1.15	1.15	1.15	69	285
30-Dec-13	14:27	Fine	006010	2.6348	2.6540	1209.75	1210.75	1.00	1.15	1.15	1.15	69	277



Location: ACL1 - City Hall

Report on 24-hour TSP monitoring

Action Level ( $\mu\text{g}/\text{m}^3$ ) - 163

Limit Level ( $\mu\text{g}/\text{m}^3$ ) - 260

Date	Sampling Time	Weather Condition	Filter paper no.	Filter Weight, g		Elapse Time, hr		Sampling Time, hr	Flow Rate, $\text{m}^3/\text{min}$			Total Volume, $\text{m}^3$	TSP Level, $\mu\text{g}/\text{m}^3$
				Initial	Final	Initial	Final		Initial, $Q_{si}$	Final, $Q_{sf}$	Average		
03-Jan-14	08:00	Fine	005978	2.6291	2.8566	1936.10	1960.10	24.00	1.29	1.28	1.29	1851	123
09-Jan-14	08:00	Cloudy	005995	2.6349	2.8305	1963.09	1987.09	24.00	1.29	1.30	1.30	1866	105
15-Jan-14	08:00	Fine	006001	2.6211	2.7568	1990.09	2014.09	24.00	1.30	1.30	1.30	1870	73
20-Jan-14	08:00	Fine	007426	2.6665	2.9209	2017.09	2041.09	24.00	1.34	1.34	1.34	1925	132
24-Jan-14	08:00	Fine	006372	2.6112	2.7260	2044.09	2068.09	24.00	1.33	1.33	1.33	1921	60
29-Jan-14	08:00	Fine	006335	2.6276	2.7303	2071.09	2095.09	24.00	1.25	1.25	1.25	1799	57

Report on 1-hour TSP monitoring

Action Level ( $\mu\text{g}/\text{m}^3$ ) - 460

Limit Level ( $\mu\text{g}/\text{m}^3$ ) - 500

Date	Sampling Time	Weather Condition	Filter paper no.	Filter Weight, g		Elapse Time, hr		Sampling Time, hr	Flow Rate, $\text{m}^3/\text{min}$			Total Volume, $\text{m}^3$	TSP Level, $\mu\text{g}/\text{m}^3$
				Initial	Final	Initial	Final		Initial, $Q_{si}$	Final, $Q_{sf}$	Average		
04-Jan-14	08:34	Fine	006013	2.6311	2.6469	1960.10	1961.10	1.00	1.29	1.28	1.29	77	205
04-Jan-14	09:42	Fine	006012	2.6367	2.6539	1961.10	1962.10	1.00	1.29	1.28	1.29	77	223
04-Jan-14	10:50	Fine	005813	2.7783	2.7916	1962.10	1963.10	1.00	1.29	1.28	1.29	77	172
10-Jan-14	08:05	Cloudy	006006	2.6154	2.6305	1987.09	1988.09	1.00	1.30	1.30	1.30	78	194
10-Jan-14	09:12	Cloudy	006005	2.6136	2.6272	1988.09	1989.09	1.00	1.30	1.30	1.30	78	175
10-Jan-14	10:18	Cloudy	006004	2.6444	2.6592	1989.09	1990.09	1.00	1.30	1.30	1.30	78	190
16-Jan-14	10:55	Fine	006330	2.6268	2.6340	2014.09	2015.09	1.00	1.30	1.30	1.30	78	92
16-Jan-14	13:00	Fine	006322	2.6212	2.6293	2015.09	2016.09	1.00	1.30	1.30	1.30	78	104
16-Jan-14	14:13	Fine	007801	2.6062	2.6131	2016.09	2017.09	1.00	1.30	1.30	1.30	78	89
21-Jan-14	08:07	Fine	006377	2.6019	2.6159	2041.09	2042.09	1.00	1.34	1.34	1.34	80	174
21-Jan-14	09:13	Fine	006376	2.5874	2.6008	2042.09	2043.09	1.00	1.34	1.34	1.34	80	167
21-Jan-14	10:20	Fine	006375	2.5983	2.6103	2043.09	2044.09	1.00	1.34	1.34	1.34	80	150
25-Jan-14	08:07	Cloudy	006331	2.6150	2.6215	2068.09	2069.09	1.00	1.33	1.33	1.33	80	81
25-Jan-14	09:13	Cloudy	006332	2.5911	2.5981	2069.09	2070.09	1.00	1.33	1.33	1.33	80	88
25-Jan-14	10:20	Cloudy	006334	2.6023	2.6069	2070.09	2071.09	1.00	1.33	1.33	1.33	80	58
30-Jan-14	08:05	Fine	007903	2.8434	2.8495	2095.09	2096.09	1.00	1.29	1.29	1.29	77	79
30-Jan-14	09:11	Fine	007904	2.8355	2.8418	2096.09	2097.09	1.00	1.29	1.29	1.29	77	81
30-Jan-14	10:16	Fine	007905	2.8441	2.8514	2097.09	2098.09	1.00	1.29	1.29	1.29	77	94



Location: ACL2a - Contractor HK/2012/08 Site office

Report on 24-hour TSP monitoring  
Action Level ( $\mu\text{g}/\text{m}^3$ ) - 187.3  
Limit Level ( $\mu\text{g}/\text{m}^3$ ) - 260

Date	Sampling Time	Weather Condition	Filter paper no.	Filter Weight, g		Elapse Time, hr		Sampling Time, hr	Flow Rate, $\text{m}^3/\text{min}$			Total Volume, $\text{m}^3$	TSP Level, $\mu\text{g}/\text{m}^3$
				Initial	Final	Initial	Final		Initial, $Q_{si}$	Final, $Q_{sf}$	Average		
03-Jan-14	08:00	Fine	006017	2.6279	2.8749	1210.75	1234.75	24.00	1.14	1.13	1.14	1635	151
09-Jan-14	08:00	Cloudy	007420	2.6692	2.8820	1237.74	1261.74	24.00	1.15	1.15	1.15	1658	128
15-Jan-14	08:00	Fine	007603	2.6516	2.8260	1264.75	1288.75	24.00	1.16	1.15	1.16	1665	105
21-Jan-14	13:00	Fine	007739	2.6355	2.8106	1298.33	1322.33	24.00	1.15	1.15	1.15	1661	105
25-Jan-14	13:00	Cloudy	007823	2.8364	2.9728	1325.33	1349.33	24.00	1.08	1.08	1.08	1560	87
29-Jan-14	08:00	Fine	007821	2.8541	2.9900	1349.33	1373.33	24.00	1.14	1.14	1.14	1646	83

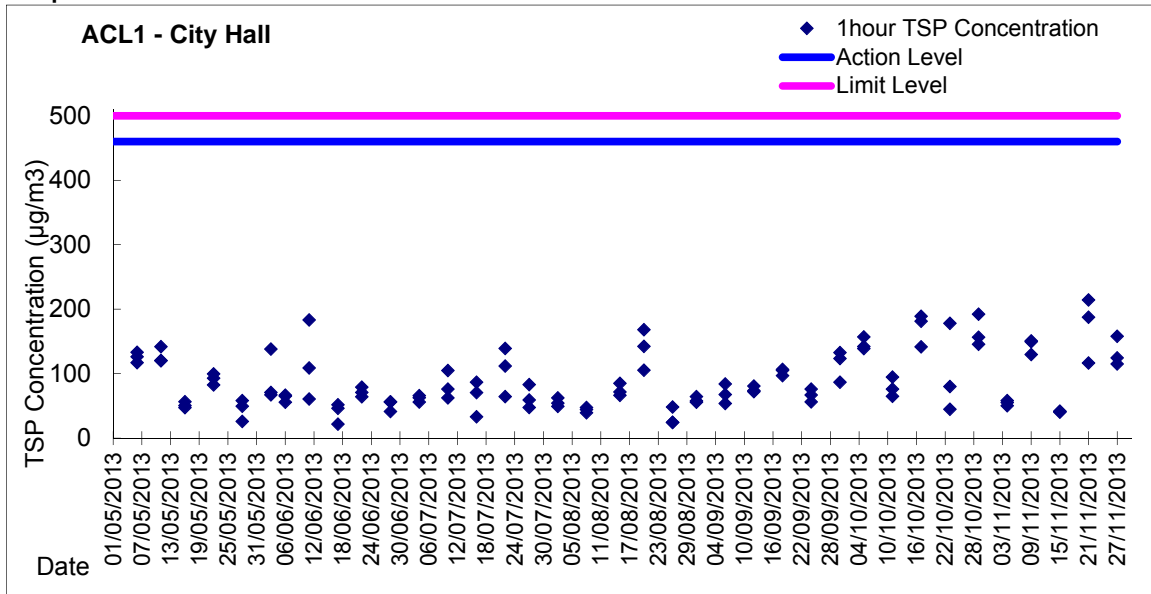
\* Due to lack of electricity supply, the 24hr TSP was rescheduled from 20 Jan 2014 to 21 Jan 2014 and from 24 Jan 2014 to 25 Jan 2014.

Report on 1-hour TSP monitoring  
Action Level ( $\mu\text{g}/\text{m}^3$ ) - 300.1  
Limit Level ( $\mu\text{g}/\text{m}^3$ ) - 500

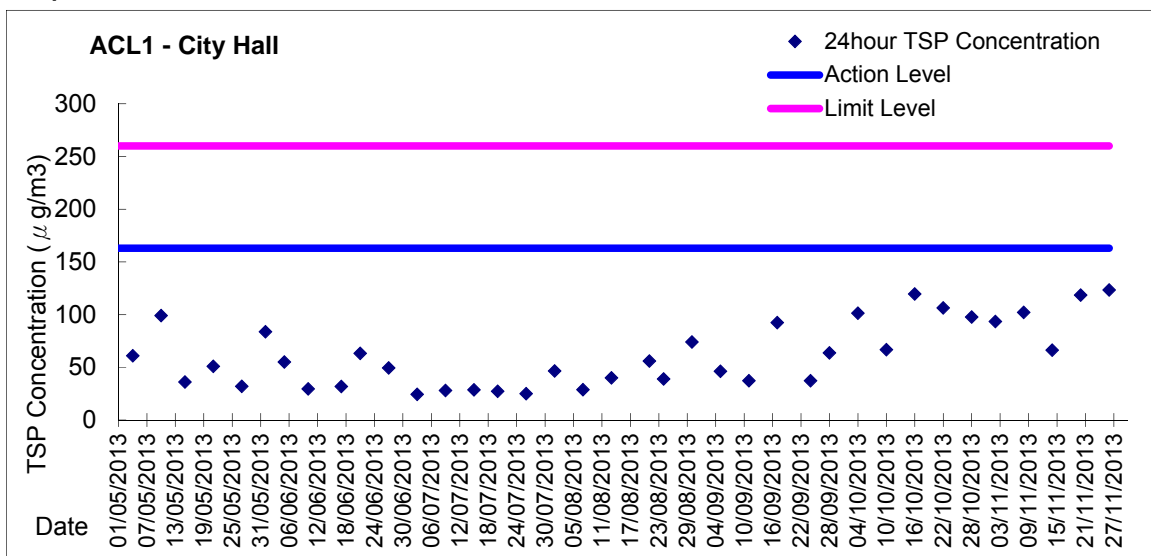
Date	Sampling Time	Weather Condition	Filter paper no.	Filter Weight, g		Elapse Time, hr		Sampling Time, hr	Flow Rate, $\text{m}^3/\text{min}$			Total Volume, $\text{m}^3$	TSP Level, $\mu\text{g}/\text{m}^3$
				Initial	Final	Initial	Final		Initial, $Q_{si}$	Final, $Q_{sf}$	Average		
04-Jan-14	08:30	Fine	007517	2.6327	2.6442	1234.75	1235.75	1.00	1.14	1.13	1.14	68	169
04-Jan-14	09:35	Fine	007514	2.6306	2.6423	1235.75	1236.75	1.00	1.14	1.13	1.14	68	171
04-Jan-14	10:40	Fine	006310	2.6026	2.6148	1236.75	1237.75	1.00	1.14	1.13	1.14	68	179
10-Jan-14	08:30	Cloudy	007506	2.6273	2.6310	1261.74	1262.74	1.00	1.15	1.15	1.15	69	54
10-Jan-14	09:40	Cloudy	007503	2.6426	2.6524	1262.74	1263.74	1.00	1.15	1.15	1.15	69	142
10-Jan-14	10:45	Cloudy	007500	2.6222	2.6313	1263.74	1264.74	1.00	1.15	1.15	1.15	69	132
16-Jan-14	08:35	Fine	006329	2.5960	2.6073	1288.75	1289.75	1.00	1.15	1.15	1.15	69	163
16-Jan-14	09:45	Fine	007423	2.6687	2.6808	1289.75	1290.75	1.00	1.15	1.15	1.15	69	175
16-Jan-14	10:54	Fine	007421	2.6567	2.6724	1290.75	1291.75	1.00	1.15	1.15	1.15	69	227
21-Jan-14	08:30	Fine	007496	2.6518	2.6637	1323.33	1324.33	1.00	1.15	1.15	1.15	69	172
21-Jan-14	09:36	Fine	007429	2.6831	2.6911	1324.33	1325.33	1.00	1.15	1.15	1.15	69	116
21-Jan-14	10:43	Fine	006342	2.6831	2.6942	1325.33	1326.33	1.00	1.15	1.15	1.15	69	160
25-Jan-14	08:53	Cloudy	007716	2.6381	2.6497	1322.33	1323.33	1.00	1.08	1.09	1.09	65	178
25-Jan-14	09:55	Cloudy	007687	2.6355	2.6473	1323.33	1324.33	1.00	1.08	1.09	1.09	65	181
25-Jan-14	10:58	Cloudy	007717	2.6497	2.6616	1324.33	1325.33	1.00	1.08	1.09	1.09	65	183
30-Jan-14	08:50	Fine	007741	2.6402	2.6450	1373.33	1374.33	1.00	1.14	1.14	1.14	68	70
30-Jan-14	09:52	Fine	007705	2.6370	2.6485	1374.33	1375.33	1.00	1.14	1.14	1.14	68	168
30-Jan-14	10:55	Fine	007706	2.6161	2.6275	1375.33	1376.33	1.00	1.14	1.14	1.14	68	166



Graphic Presentation of 1 hour TSP Result

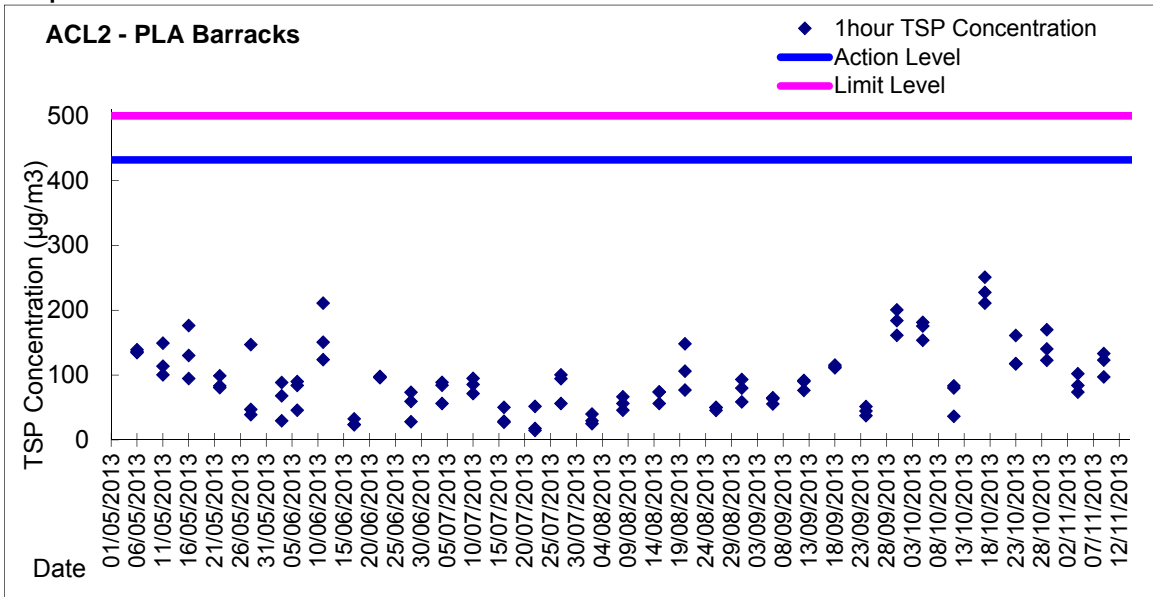


Graphic Presentation of 24 hour TSP Result

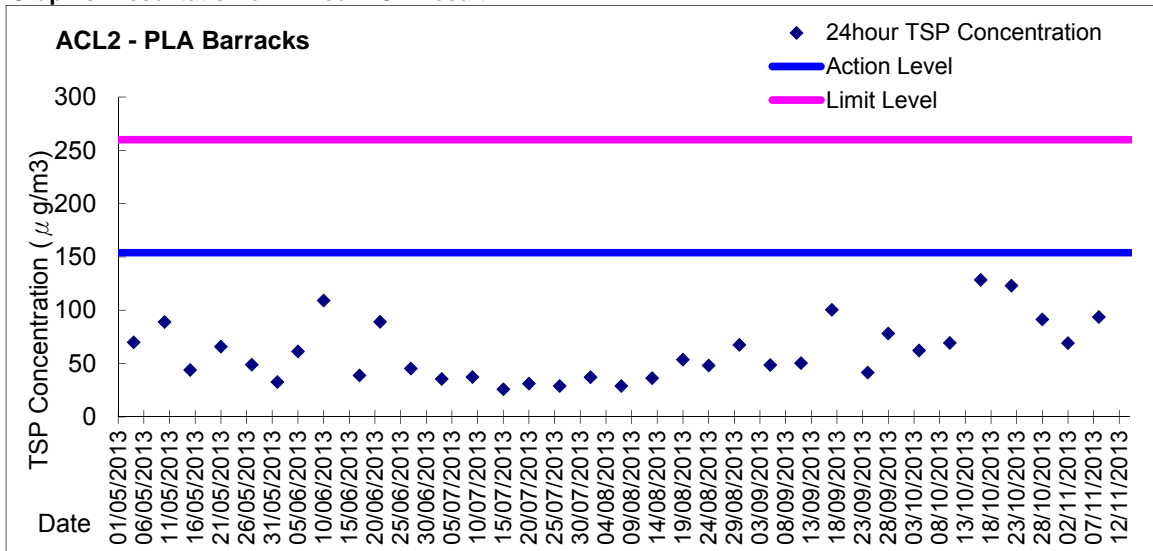




Graphic Presentation of 1 hour TSP Result



Graphic Presentation of 24 hour TSP Result

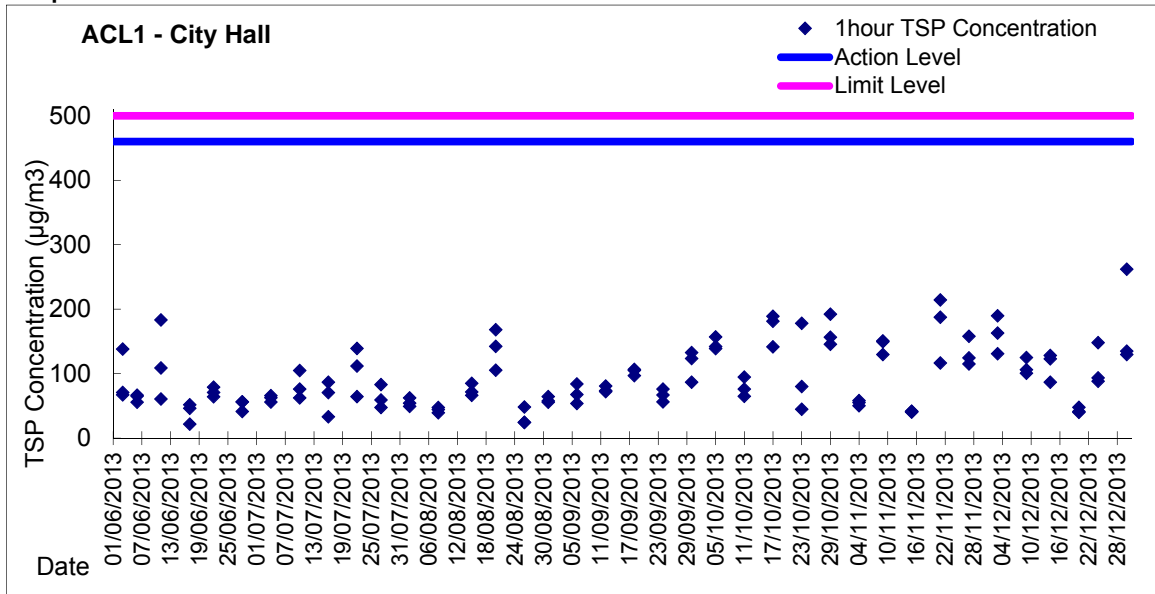


Remark: Monitoring at ACL2 was suspended from 14th November 2013 due to safety considerations with respect to the large scale renovation undertaking at PLA Headquarter.

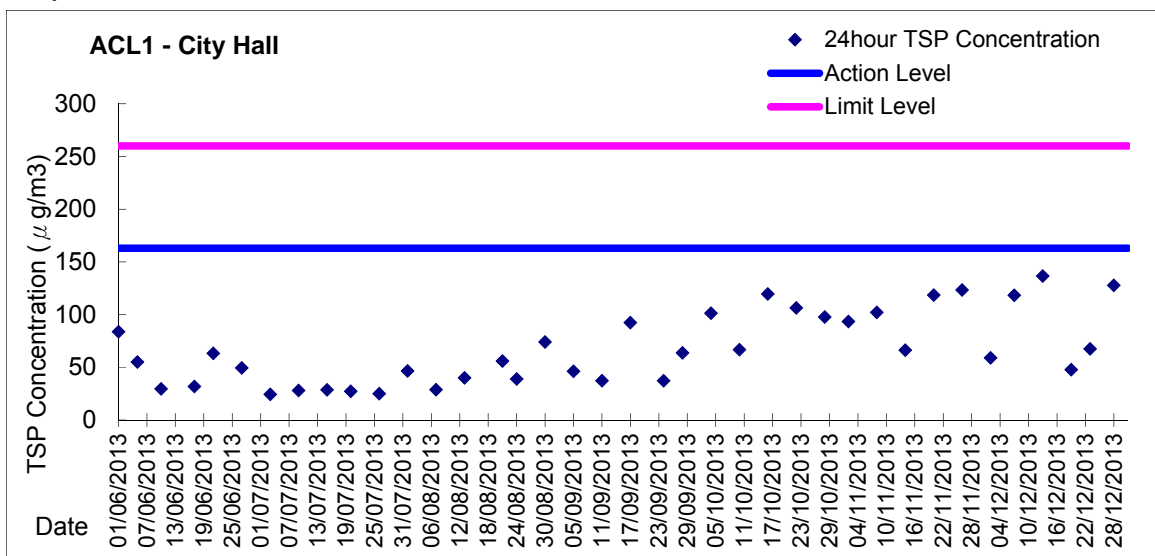




Graphic Presentation of 1 hour TSP Result

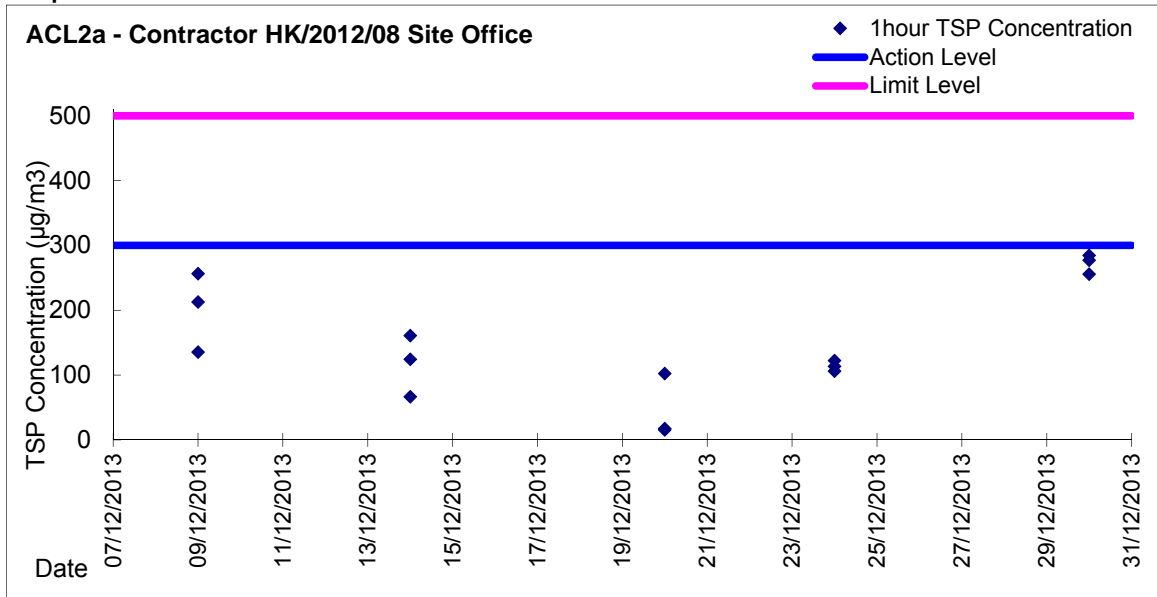


Graphic Presentation of 24 hour TSP Result

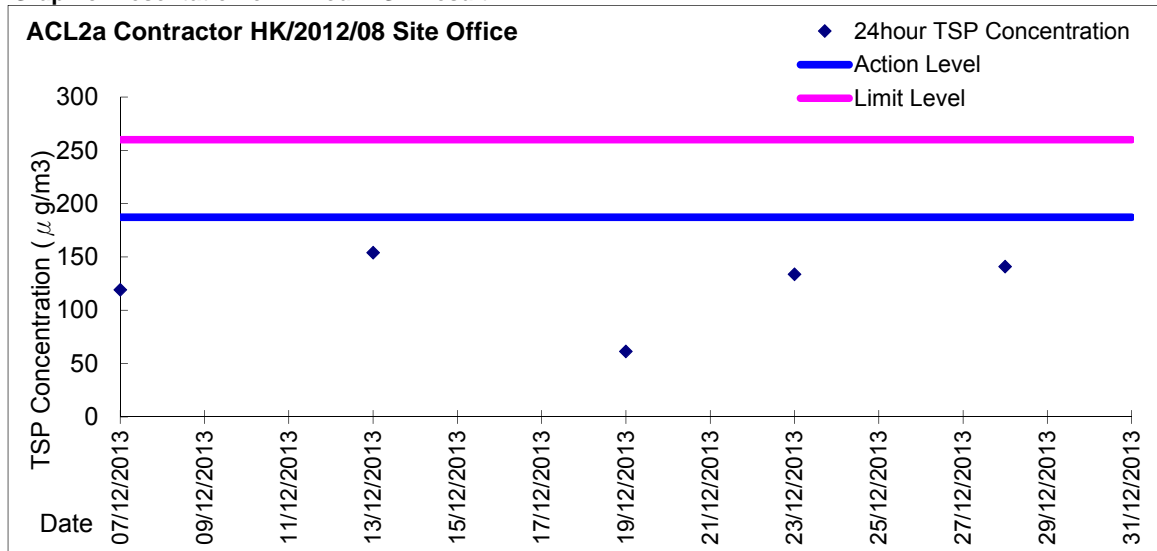




Graphic Presentation of 1 hour TSP Result

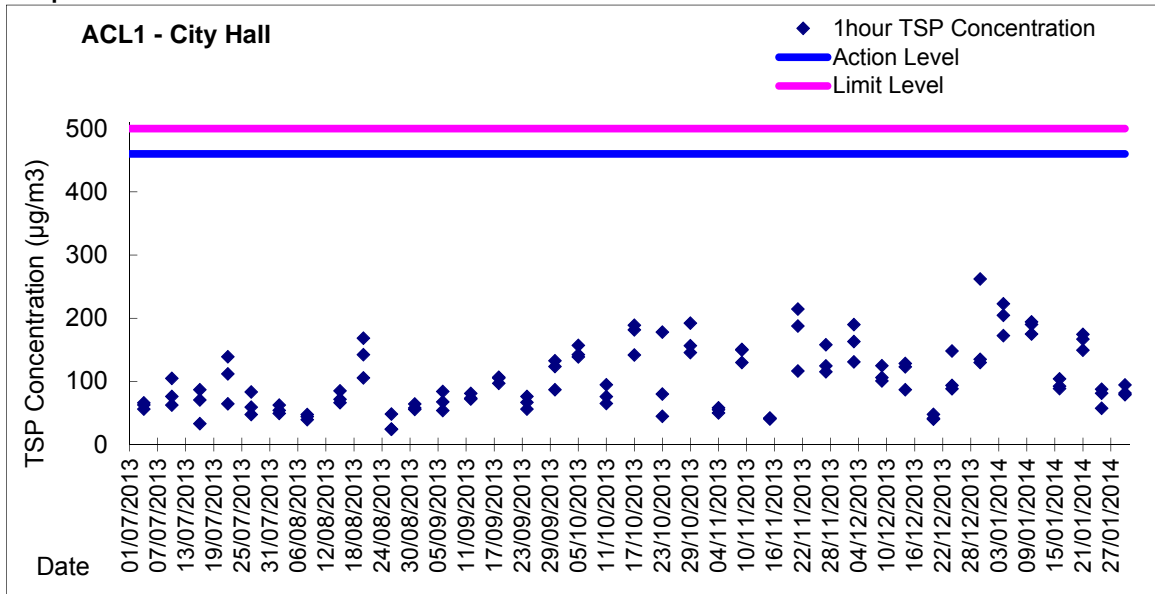


Graphic Presentation of 24 hour TSP Result

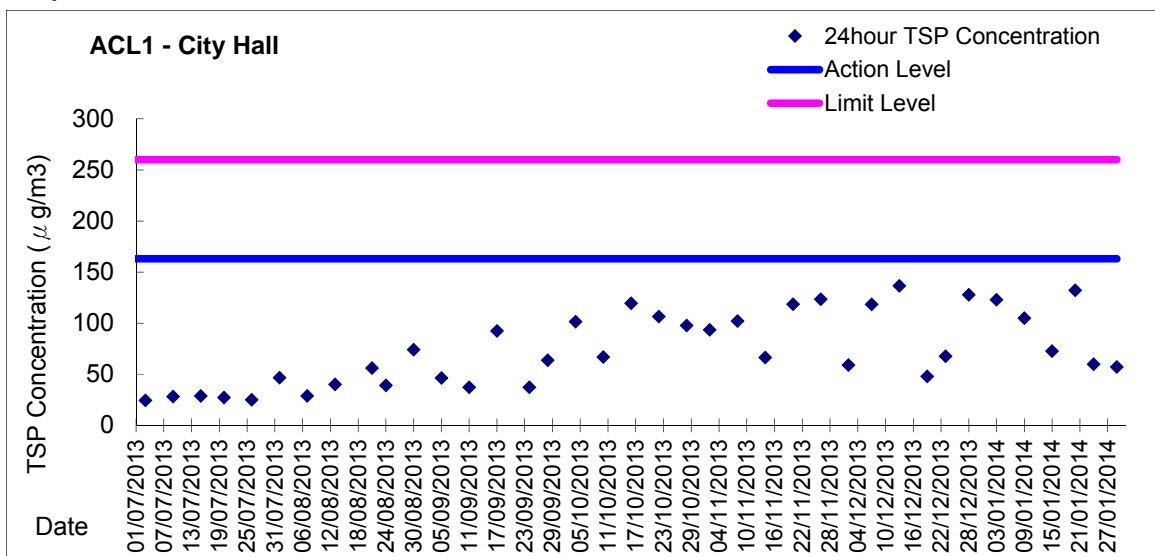




Graphic Presentation of 1 hour TSP Result

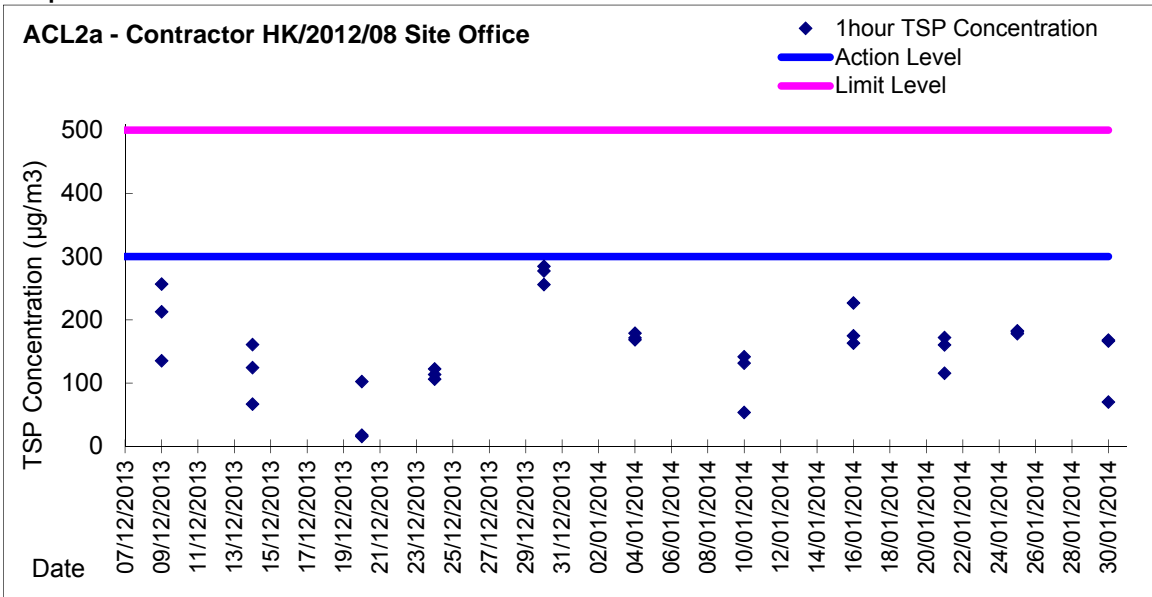


Graphic Presentation of 24 hour TSP Result





Graphic Presentation of 1 hour TSP Result



Graphic Presentation of 24 hour TSP Result

